

NOTES:

AUTOMATIC IRRIGATION SYSTEM IS EQUIPPED WITH RAIN SENSOR AND PROVIDES 100% COVERAGE WITH 50% OVERLAP FROM AN APPROVED WATER SOURCE.

MAINLINE LOCATION, WHERE SHOWN, IS FOR GRAPHIC CLARITY PURPOSES ONLY. INSTALL AT THE BACK OF CURB, FRONT OF WALK, BACK OF WALK, OR ADJACENT TO OTHER HARDSCAPES TO FACILITATE FUTURE LOCATION AND TO PROTECT FROM DAMAGE. ENSURE MAINLINE IS INSTALLED ACCORDING TO IRRIGATION SPECIFICATIONS AND DETAILS.

INSTALL DIRECT BURIAL CONTROL WIRE ADJACENT TO MAINLINE FROM CONTROLLER TO VALVES. USE 2" CONDUIT FOR CONTROL WIRE UNDER PAVEMENT EXISTING IRRIGATION MAINLINE AND SPRINKLERS TO REMAIN. ADJUST OR REPAIR AS NEEDED TO PROVIDE 100% COVERAGE.

NEW VALVES TO CONNECT TO EXISTING MAINLINE, WHERE PRESENT.

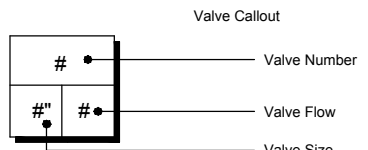
ALL NEWLY INSTALLED TREES ARE EQUIPPED WITH BUBBLERS.

VALVE SCHEDULE

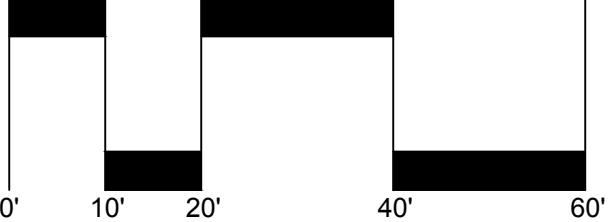
NUMBER	MODEL	SIZE	TYPE	GPM	HEADS	WIRE	DESIGN PSI	PSI	PSI @ POC	PRECIP
1	RAIN BIRD PEB-PRS-D	1"	BUBBLER	15	15	230.0	20	23.5	35.6	3.4 in/h
2	RAIN BIRD PEB-PRS-D	1"	SHRUB SPRAY	16.71	15	221.8	30	33.0	45.3	2.05 in/h
3	RAIN BIRD PEB-PRS-D	2"	SHRUB SPRAY	33.27	33	183.9	30	37.0	50.1	1.36 in/h
4	RAIN BIRD PEB-PRS-D	2"	TURF SPRAY	37.36	50	173.2	30	39.9	54.5	0.95 in/h
5	RAIN BIRD PEB-PRS-D	2"	SHRUB SPRAY	18.68	39	191.9	30	37.5	49.7	1.23 in/h
6	RAIN BIRD PEB-PRS-D	1"	BUBBLER	15	24	197.7	20	23.3	35.4	2.13 in/h
7	RAIN BIRD PEB-PRS-D	2"	TURF SPRAY	24.88	24	238.7	30	37.4	50.6	0.71 in/h
8	RAIN BIRD PEB-PRS-D	2"	SHRUB SPRAY	39.37	41	418.0	30	36.5	56.2	2.08 in/h
9	RAIN BIRD PEB-PRS-D	1-1/2"	BUBBLER	22	28	444.7	20	24.6	38.7	2.67 in/h
10	RAIN BIRD PEB-PRS-D	2"	TURF SPRAY	40.17	46	452.9	30	40.1	60.5	1.3 in/h
11	RAIN BIRD PEB-PRS-D	2"	TURF SPRAY	27.65	18	492.4	30	36.1	52.0	0.67 in/h
12	RAIN BIRD PEB-PRS-D	1-1/2"	SHRUB SPRAY	31.78	41	476.2	30	35.5	52.2	1.7 in/h
13	RAIN BIRD PEB-PRS-D	1"	BUBBLER	11.5	16	459.1	20	22.6	35.0	2.45 in/h
14	RAIN BIRD PEB-PRS-D	2"	SHRUB SPRAY	37.86	55	440.1	30	39.4	57.5	1.55 in/h
15	RAIN BIRD PEB-PRS-D	2"	TURF SPRAY	41.09	40	411.4	30	38.3	57.2	1.1 in/h
Common Wire						945.3				

IRRIGATION SCHEDULE

SYMBOL	MANUFACTURER/MODEL/DESCRIPTION	QTY	PSI
	RAIN BIRD 1806-SAM 15 STRIP SERIES TURF SPRAY 6.0" POP-UP SPRINKLER WITH CO-MOLDED WIPER SEAL. 1/2" NPT FEMALE THREADED INLET. WITH SEAL-A-MATIC CHECK VALVE.	38	30
	RAIN BIRD 1806-SAM 5 SERIES MPR TURF SPRAY 6.0" POP-UP SPRINKLER WITH CO-MOLDED WIPER SEAL. 1/2" NPT FEMALE THREADED INLET. WITH SEAL-A-MATIC CHECK VALVE.	1	30
	RAIN BIRD 1806-SAM 8 SERIES MPR TURF SPRAY 6.0" POP-UP SPRINKLER WITH CO-MOLDED WIPER SEAL. 1/2" NPT FEMALE THREADED INLET. WITH SEAL-A-MATIC CHECK VALVE.	33	30
	RAIN BIRD 1806-SAM 10 SERIES MPR TURF SPRAY 6.0" POP-UP SPRINKLER WITH CO-MOLDED WIPER SEAL. 1/2" NPT FEMALE THREADED INLET. WITH SEAL-A-MATIC CHECK VALVE.	49	30
	RAIN BIRD 1806-SAM 12 SERIES MPR TURF SPRAY 6.0" POP-UP SPRINKLER WITH CO-MOLDED WIPER SEAL. 1/2" NPT FEMALE THREADED INLET. WITH SEAL-A-MATIC CHECK VALVE.	16	30
	RAIN BIRD 1806-SAM 15 SERIES MPR TURF SPRAY 6.0" POP-UP SPRINKLER WITH CO-MOLDED WIPER SEAL. 1/2" NPT FEMALE THREADED INLET. WITH SEAL-A-MATIC CHECK VALVE.	9	30
	RAIN BIRD 1806-SAM ADJ TURF SPRAY 6.0" POP-UP SPRINKLER WITH CO-MOLDED WIPER SEAL. 1/2" NPT FEMALE THREADED INLET. WITH SEAL-A-MATIC CHECK VALVE.	19	30
	RAIN BIRD 1806-SAM ADJ TURF SPRAY 6.0" POP-UP SPRINKLER WITH CO-MOLDED WIPER SEAL. 1/2" NPT FEMALE THREADED INLET. WITH SEAL-A-MATIC CHECK VALVE.	22	30
	RAIN BIRD 1812-SAM 5Q SERIES SHRUB SPRAY 12N. POP-UP SPRINKLER WITH CO-MOLDED WIPER SEAL. 1/2N NPT FEMALE THREADED INLET. WITH SEAL-A-MATIC CHECK VALVE.	3	30
	RAIN BIRD 1812-SAM 15 STRIP SERIES SHRUB SPRAY 12N. POP-UP SPRINKLER WITH CO-MOLDED WIPER SEAL. 1/2N NPT FEMALE THREADED INLET. WITH SEAL-A-MATIC CHECK VALVE.	91	30
	RAIN BIRD 1812-SAM 5 SERIES MPR SHRUB SPRAY 12N. POP-UP SPRINKLER WITH CO-MOLDED WIPER SEAL. 1/2N NPT FEMALE THREADED INLET. WITH SEAL-A-MATIC CHECK VALVE.	15	30
	RAIN BIRD 1812-SAM 8 SERIES MPR SHRUB SPRAY 12N. POP-UP SPRINKLER WITH CO-MOLDED WIPER SEAL. 1/2N NPT FEMALE THREADED INLET. WITH SEAL-A-MATIC CHECK VALVE.	19	30
	RAIN BIRD 1812-SAM 10 SERIES MPR SHRUB SPRAY 12N. POP-UP SPRINKLER WITH CO-MOLDED WIPER SEAL. 1/2N NPT FEMALE THREADED INLET. WITH SEAL-A-MATIC CHECK VALVE.	8	30
	RAIN BIRD 1812-SAM 12 SERIES MPR SHRUB SPRAY 12N. POP-UP SPRINKLER WITH CO-MOLDED WIPER SEAL. 1/2N NPT FEMALE THREADED INLET. WITH SEAL-A-MATIC CHECK VALVE.	2	30
	RAIN BIRD 1812-SAM ADJ SHRUB SPRAY 12N. POP-UP SPRINKLER WITH CO-MOLDED WIPER SEAL. 1/2N NPT FEMALE THREADED INLET. WITH SEAL-A-MATIC CHECK VALVE.	32	30
	RAIN BIRD 1806-SAM 5 SERIES MPR SHRUB SPRAY 6N. POP-UP SPRINKLER WITH CO-MOLDED WIPER SEAL. 1/2N NPT FEMALE THREADED INLET ON FIXED RISER. WITH SEAL-A-MATIC CHECK VALVE.	25	30
	RAIN BIRD 1806-SAM 8 SERIES MPR SHRUB SPRAY 6N. POP-UP SPRINKLER WITH CO-MOLDED WIPER SEAL. 1/2N NPT FEMALE THREADED INLET ON FIXED RISER. WITH SEAL-A-MATIC CHECK VALVE.	10	30
	RAIN BIRD 1806-SAM 10 SERIES MPR SHRUB SPRAY 6N. POP-UP SPRINKLER WITH CO-MOLDED WIPER SEAL. 1/2N NPT FEMALE THREADED INLET ON FIXED RISER. WITH SEAL-A-MATIC CHECK VALVE.	1	30
	RAIN BIRD 1806-SAM ADJ SHRUB SPRAY 6N. POP-UP SPRINKLER WITH CO-MOLDED WIPER SEAL. 1/2N NPT FEMALE THREADED INLET ON FIXED RISER. WITH SEAL-A-MATIC CHECK VALVE.	10	30
	RAIN BIRD 1800-1400 FLOOD FIXED FLOW RATE 0.25 GPM - 2.0 GPM. FULL CIRCLE BUBBLER. 12N. FIPT.	83	20
	RAIN BIRD 1806-SAM-5 SERIES STREAM STREAM BUBBLER 6.0N. POPUP WITH CHECK VALVE.	17	30
SYMBOL	MANUFACTURER/MODEL/DESCRIPTION	QTY	
	RAIN BIRD PEB-PRS-D 1N, 1-1/2N, 2N. PLASTIC INDUSTRIAL REMOTE CONTROL VALVE. LOW FLOW OPERATING CAPABILITY, GLOBE CONFIGURATION. WITH PRESSURE REGULATOR MODULE.	15	
	FEBCO B25V 2" REDUCED PRESSURE BACKFLOW PREVENTER	1	
	RAIN BIRD ESPLXME2 W (1) ESPLXMSM12 24 STATION. TRADITIONALLY WIRED, COMMERCIAL CONTROLLER. (1) ESPLXME2 12-STATION, INDOOR/OUTDOOR, PLASTIC WALL-MOUNT ENCLOSURE W/ (1) ESPLXMSM12 - 12-STATION EXPANSION MODULES.	1	
	RAIN BIRD RSD-BEX (2) RAIN SENSOR. WITH METAL LATCHING BRACKET. EXTENSION WIRE.	1	
	WATER METER 2" 2" CITY WATER METER	1	
	IRRIGATION LATERAL LINE. PVC CLASS 200 SDR 21	6,762 LF	
	IRRIGATION MAINLINE. PVC SCHEDULE 40	945.3 LF	
	PIPE SLEEVE. PVC SCHEDULE 40	602.6 LF	



SCALE: 1" = 20'-00"



NORTH



DRC

PZ25-12000026
12/03/2025

SITE PLAN SUBMITTAL SET

RIISING TIDE CAR WASH

POMPANO BEACH, FLORIDA

Sheet Description

IRRIGATION
PLAN

Release Date

07-16-2025

Project Number

2505


Drawing Number

L-300

Sheet 1 OF 3

9-10-25
REV COMMENTS
10/27/25

Revision Dates



AAL
Architectural Alliance Landscape
612 SW 4th Ave., Fort Lauderdale, FL 33315
TEL: 954-764-8858
EMAIL: B.Schell@aall.net
LIC0000237